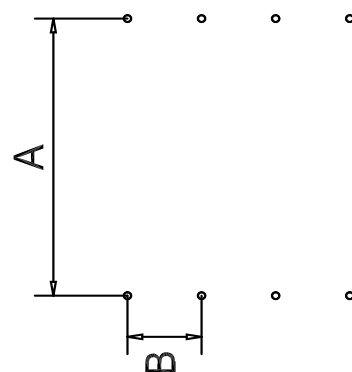
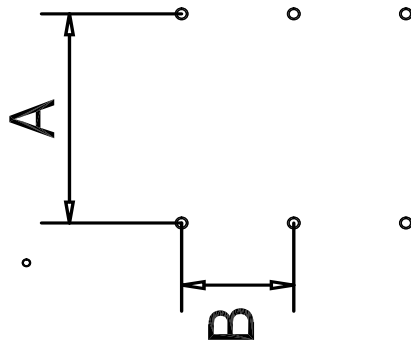
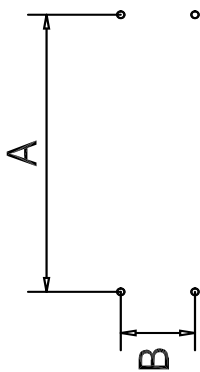




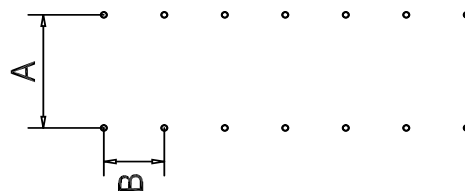
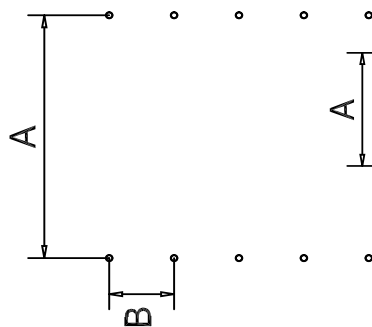
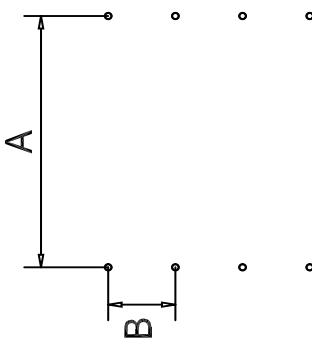



FERRITEN TRAFU

EF 20



DIMENSION					
21x21	H=14	21x18	H=21	22X23	H=16
A=15	B=5	A=10	B=5	A=15	B=5

EF 25



DIMENSION					
26X28	H=22	26X28	H=20	26x18	H=26
A=20	B=5	A=20	B=5	A=12.5	B=5

Pin Seite

SEITE 51