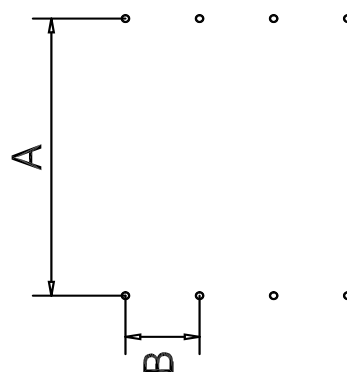
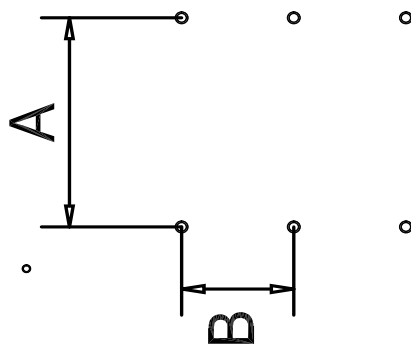
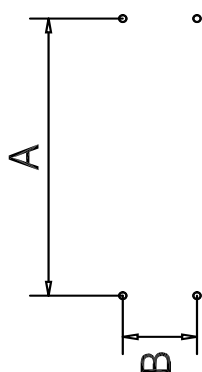



# TRASFORMATORI IN FERRITE

## EF 20



DIMENSIONI

21x21  
A=15

H=14  
B=5

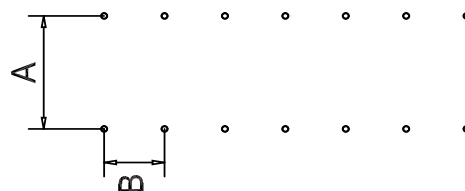
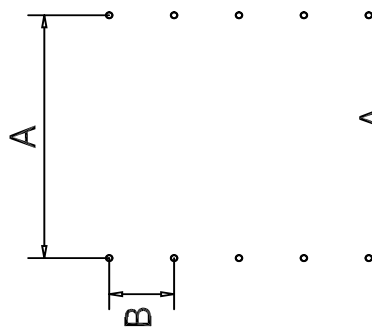
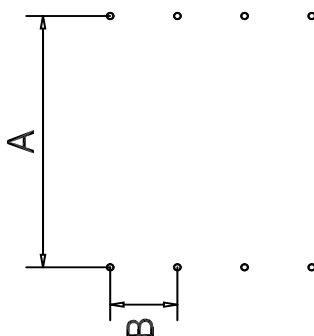


21x18  
A=10

H=21  
B=5

22x23  
A=15

H=16  
B=5

## EF 25



DIMENSIONI

26x28  
A=20

H=22  
B=5

26x28  
A=20

H=20  
B=5

26x18  
A=12.5

H=26  
B=5

vista lato pin

PAG. 51